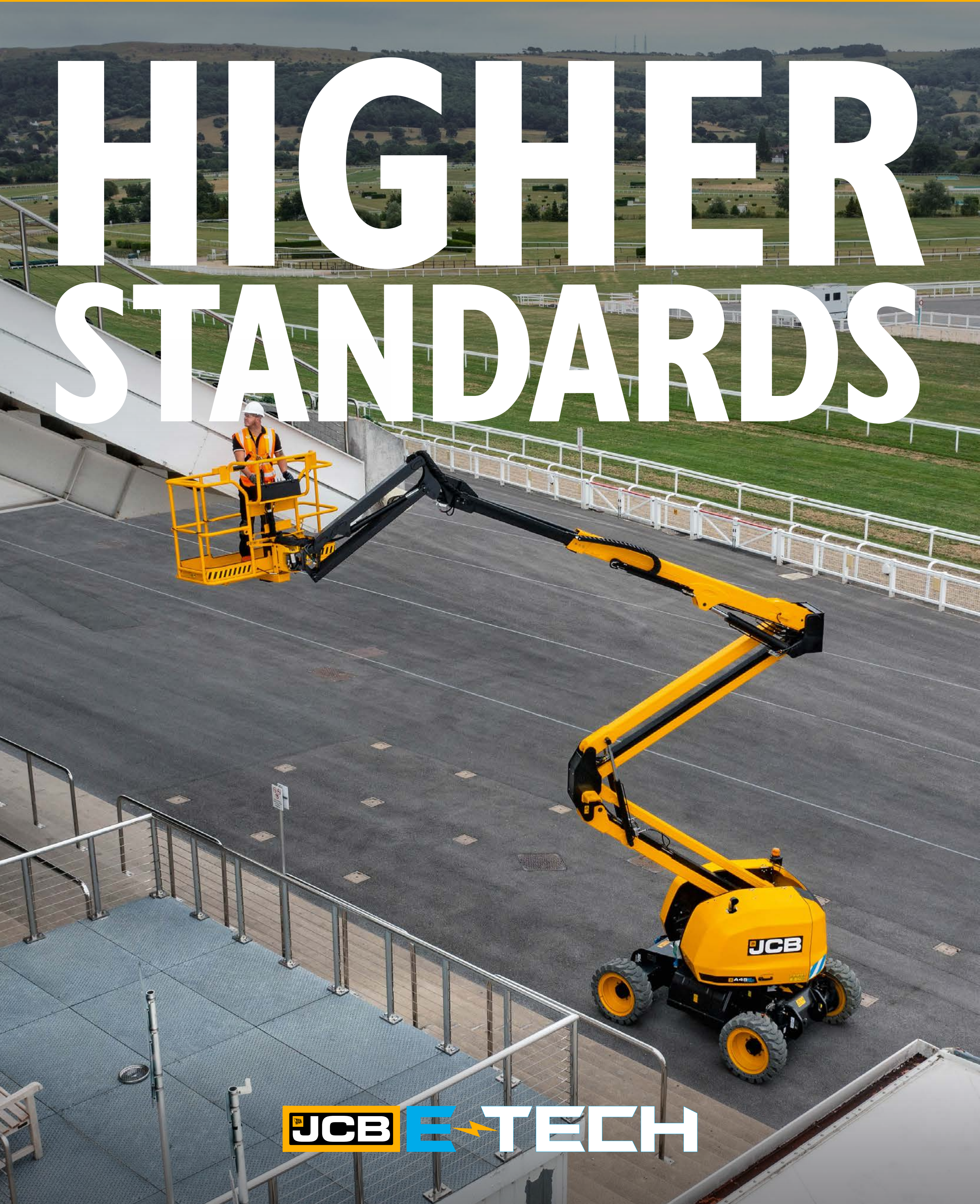


ARTICULATED BOOM | A45E / A45EH



# HIGHER STANDARDS



PLATFORM HEIGHT  
**45ft**

PLATFORM CAPACITY  
**660lbs**

PLATFORM REACH  
**24ft**

# HIGHER STANDARDS

The A45E is our first all-electric articulated boom and part of the E-TECH range.


It is more productive and efficient, with zero emissions, making it ideal for indoors and outdoors.

The A45EH is the hybrid version, running on a JCB Diesel by Kohler engine and rechargeable batteries, for an extended standalone run time of up to a week. It is ideal for use in remote locations, where power isn't always accessible.




# HIGHER CAPACITY

Increased platform capacity alongside enhanced performance and reduced emissions, make the A45E and A45EH suitable for both indoor and outdoor use.



## HYBRID POWER

A twin power source makes the A45EH ideal for use in remote locations.



# HIGHER LEVELS OF EFFICIENCY

Regenerative motors, function speed control, oscillating steering axle and joystick ergonomics make the A45E and A45EH our most efficient models to date.



## ENHANCED OPERATOR ACCESS

A triple entry bar on the platform, enables operators to easily and safely enter and exit.


# HIGHER LEVELS OF MONITORING

On-screen diagnostics, JCB LiveLink, plus external mounted hose and harness routing, offer increased machine monitoring, maintenance and safety measures.





## JCB LIVELINK

Monitor and manage your fleet remotely across the world, with our latest telematics technology.



# HIGHER STANDARDS OF SAFETY

We've made our articulated booms even safer with a secondary guarding system, puncture-proof tires, slew lock and emergency override system.




## PEACE OF MIND

Load monitoring sensors on our electric and hybrid machines ensure platform loads remain within safety margins.

# HIGHER QUALITY

Resilient paint protection, rigid canopy structure and design symmetry with existing JCB products, make both machines ideal for rental companies and contractors.



## PROVEN BENEFITS

Rechargeable batteries alongside the JCB Diesel by Kohler engine allow for an extended standalone run time.

# ARTICULATED BOOM | A45E / A45EH



## SPECIFICATION

MODEL		A45E	A45EH
Weight*	lbs	17100	17550
Stowed height	ft-in	7-4	
Stowed length	ft-in	23-1	
Stowed width	ft-in	7-5	
Platform capacity	lbs	660	
Platform height	ft-in	45-5	
Platform reach	ft-in	24-6	
Up and over clearance	ft-in	24-6	
Rotation	degrees	355	

\*With standard foam fill non marking tires.



FITTED AS STANDARD



LWE-1209-2108  
001238763

2 Health 1 Failed check

HEALTH ALERTS

HEALTH ALERTS ACTIONS

34  
Actions

TAKE ACTION

## STANDARD FEATURES

- Indoor and outdoor use
- Three basket entry points
- 4WD as standard
- Non marking tires
- 8 x 6V AGM batteries
- Platform tool tray
- Secondary guarding system
- LiveLink as standard



**JCB**



# HIGHER STANDARDS

**FIND OUT MORE**



**REQUEST A QUOTE**



**JCB E-TECH**



[www.jcb.com/electric](http://www.jcb.com/electric)